



**MAD GAZE GLOW
USE GUIDELINES
LET'S GET STARTED**

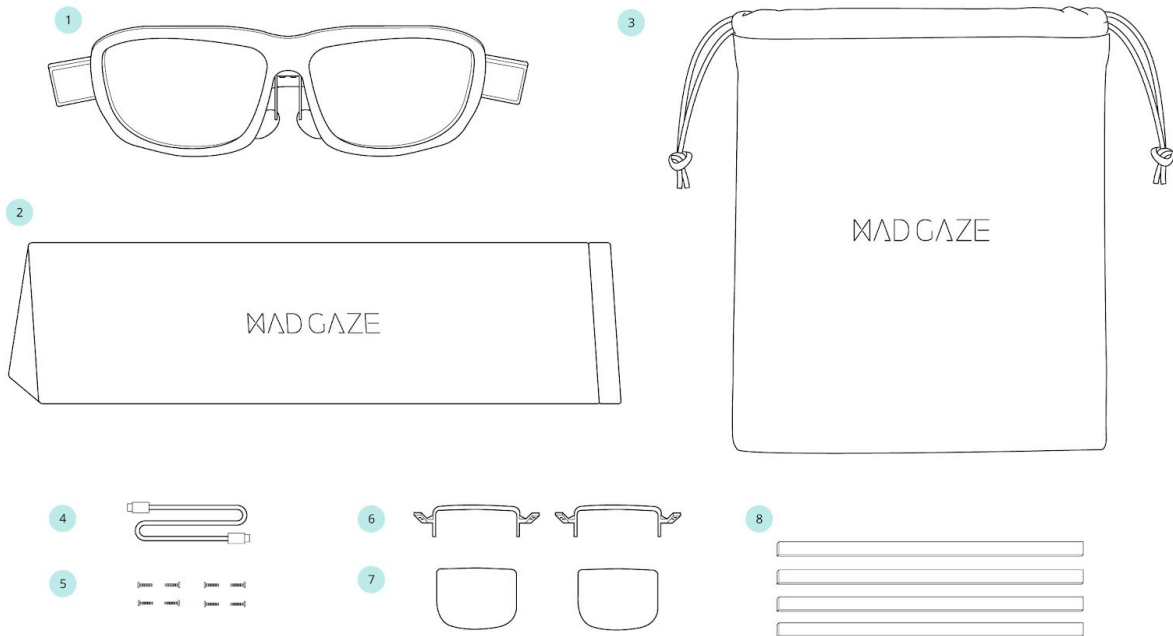
Table of Contents

Package Overview	3
Hardware Specification	4
Mechanism	5
Start Using	6
Product Registration	6
How to Use	7
Using Corrective Lenses	8
Adjusting Nose Piece	9
Troubleshooting	10
Warranty	11
Limited Warranty	11
Cautions	12

Package Overview

The package includes the following items:

- 1. MAD Gaze GLOW smart glasses x 1
- 2. Glasses protective case x 1
- 3. Glasses bag x 1
- 4. USB Type-C cable x 1
- 5. Corrective lens screws x 8
- 6. Corrective lens frames x 2
- 7. Corrective lens samples x 2
(Users need to purchase corrective lenses at local optical store)
- 8. Insulation Strip x 4



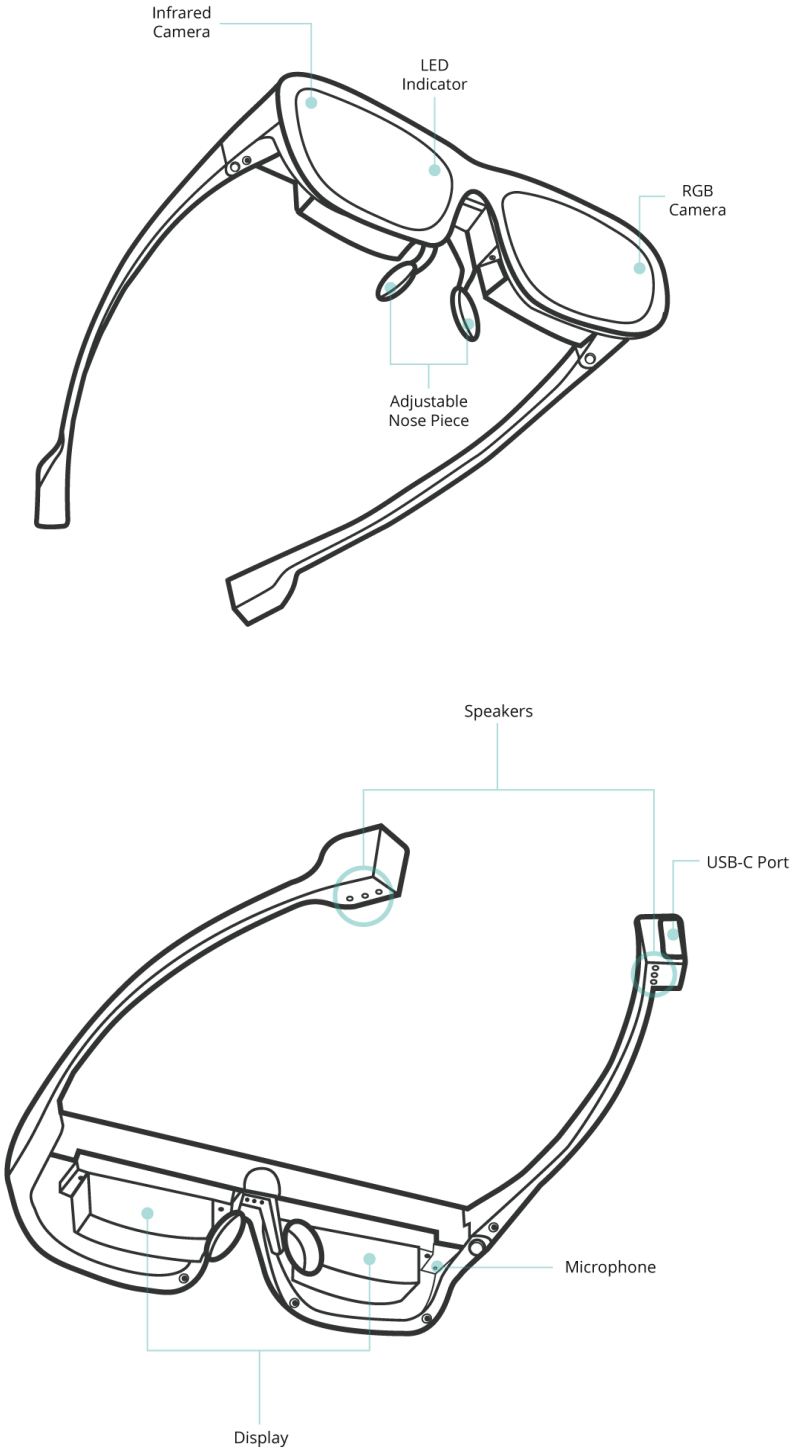
*Please use only MAD Gaze authorized accessories.

*The use of unauthorized accessories may cause performance problems and failures, which are not covered by the warranty.

Hardware Specification

Product Model:	GLOW
Screen Resolution:	720p
FOV:	45°
USB:	Type-C
Audio:	Built-in Stereo Speakers Built-in Microphone
Cameras:	5M pixels RGB Camera 5M pixels IR Detector Camera
Indicator:	LED indicator (lights when camera is in used)
Sensors:	Gyroscope Accelerometer Magnetometer
Corrective Lenses:	Support (Corrective lens frames are provided for mounting corrective lenses. Corrective lenses should be purchased from a local optical store.)
3D Mode:	Support (Use with relevant apps and contents)

Mechanism

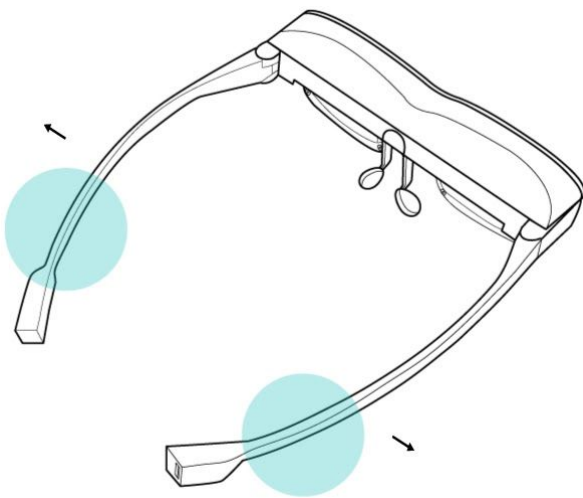
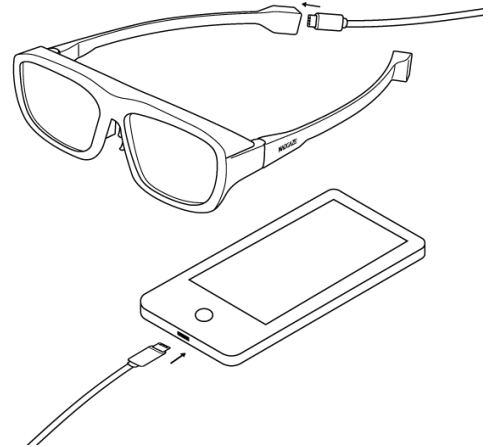


Start Using

Before using GLOW smart glasses, please prepare your smartphone and ensure its battery is 50% charged or above.

If your smartphone is equipped with USB Type-C and DisplayPort features, you may connect the smart glasses and smartphone directly with provided USB Type-C cable.

Otherwise, you may need to purchase an adapter from our website in order to use the smart glasses. For further information, please visit www.madgaze.com.



*When putting on GLOW, **DO NOT** hold the hinge. Please hold the end of the spectacle arms (as shown on the left) to avoid possible damages to the smart glasses due to putting excessive force on the hinge.

Product Registration

Please register your device to activate warranty within 30 days upon purchase date, otherwise, your device might not be covered under MAD Gaze Warranty. One device can only be registered under one MAD ID account.

For details of Warranty Terms, please read **Warranty** on page 11.



Product Registration
www.madgaze.com/warranty/glow

How to Use



MAD Gaze Connector provides the following functions for quick access to all the features of MAD Gaze GLOW.

1. Photo Capturing
2. Video Recording
3. Voice Recording
4. 3D Mode Switch
5. Product Registration

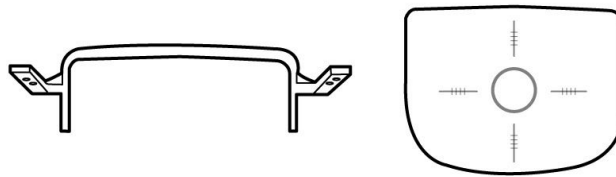


Download Link
www.madgaze.com/support

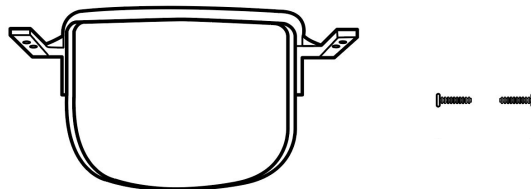
Using Corrective Lenses

Please bring the corrective lens frames and corrective lens samples provided in the package to your local optical store for purchasing corrective lenses, then mount them on GLOW smart glasses.

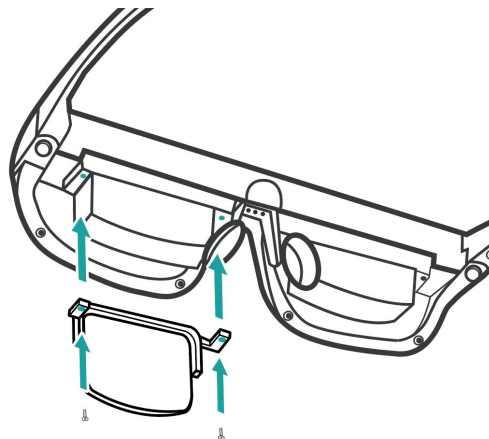
1. Provided in the package
 - a) Corrective lens frames (2 units)
 - b) Corrective lens samples (2 units)



2. Bring the corrective lens frames and corrective lens samples to your local optical store and purchase your corrective lenses

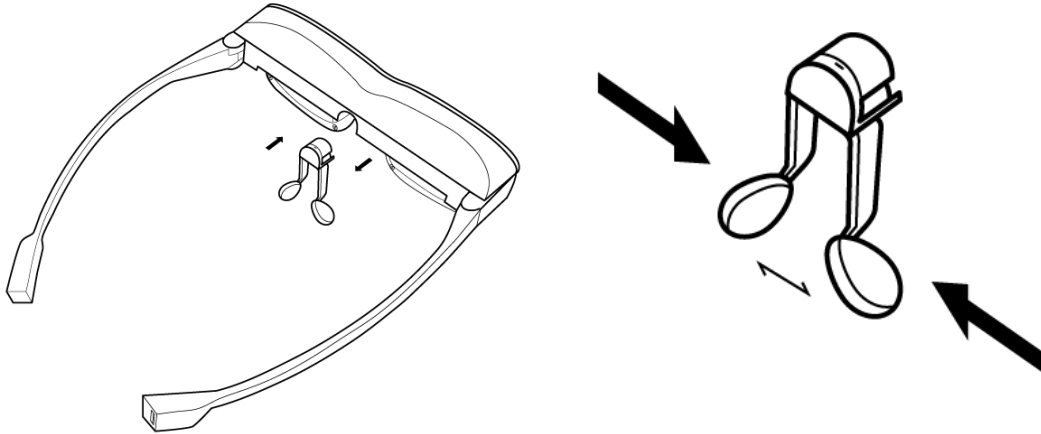


3. Mount the corrective lenses to the smart glasses with the screws provided



Adjusting Nose Piece

1. You may adjust the position of the nose piece, forward / backward according to your personal preference (as shown on the left).
2. You can adjust the width of the nose piece according to your personal preference (as shown on the right).



Troubleshooting

Q : I have connected the USB cable to both my smartphone and GLOW smart glasses but there was nothing displaying on GLOW.

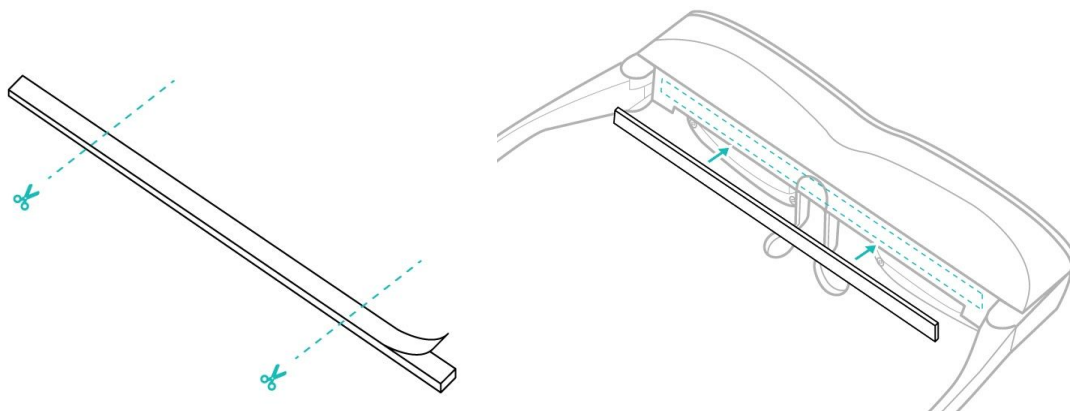
A : The smart glasses are necessary to use with a smartphone which supports DisplayPort. If your smartphone does not support DisplayPort, you may purchase an adapter from our website. For details, please visit our official website and check smartphone compatibility list.

Q : My smartphone is on the compatibility list but nothing is displayed on GLOW.

A : Please check and ensure you are using the USB Type-C cable provided in the package. Unplug the cable from both your smartphone and GLOW, then face the upside of the cable downwards and reconnect the two ends to the devices again.

Q : After running GLOW for some time, the glasses start heating. Is there any way to solve this?

A : The GLOW package comes with an insulation strip. You may adhere the insulation strip to the designate area for a better user experience.



The length of the insulation strip can be trimmed based on your personal preference.

Warranty

- We will provide an all-round Three Guarantees Service for your MAD Gaze GLOW smart glasses according to "The Warranty Regulations of Three Guarantees" enacted by relevant authorities in the People's Republic of China.
- Warranty Period will be counted from the day the product is activated*, for one year. The valid warranty period can be checked up on MAD Gaze Connector or "My Device" on MAD Store.
- Within 7 days after the product is activated*, if the product is malfunctioned, you can either return or replace your product, or you may wish to have it repaired by an authorized maintenance service provider.
- From the 8th to 30th day after the product is activated*, if the product is malfunctioned, you can either replace your product, or you may have it repaired by an authorized maintenance service provider.
- Within 1 year the product is activated*, if the product is malfunctioned, you can have it repaired by an authorized maintenance service provider. If the product is still malfunctioning after being repaired twice, you can exchange for another device with the same model number and specifications for free, by providing the maintenance records.
- MAD Gaze Warranty Centre is located in People's Republic of China, our company will not be liable for any costs incurred as a result of the warranty procedures (including, but not limited to: freight, taxes, customs fees, and all other possible fees), all buyers must bear all relevant expenses.

* For activation procedures, please refer to the MAD Gaze GLOW tutorial in the mobile app "MAD Gaze Connector" from Play Store or App Store.

Limited Warranty

- Your warranty services are valid under normal usage/application only, the following conditions are excluded from the Three Guarantees and there will be reasonable charge for the warranty service:
 - The free maintenance period of the product has expired.
 - Mechanical failure due to application of fittings not recognised by our company.
 - Damage caused by disassembling the product by repairer who is unauthorized by our company,
 - Damage caused by failing to operate the product according to the manual, or incorrect/improper handling of the product.
 - Malfunction caused by improper use, maintenance or storage.
 - Products natural wear and tear (including, but not limited to outer case, display, attachments).
 - Damage caused by force majeure.

- All the losses and damage caused by environmental factors, such as rough handling, temperature, and other factors which are beyond our company's control.
- For any damages caused by unauthorized coding access to the device might invalidate the warranty.

Cautions

- Use only the supplied USB cable. Using other USB cable may cause overheating, fire, explosion, failure or leakage.
- Do not detach the USB cable by coercive pulling.
- Do not allow metal objects, flammable materials or other objects insert or fall into the USB connector or speaker as it may cause short circuit and trigger fire or electric shock.
- Some users might experience skin irritation or skin allergies with prolonged use of this product. If you notice any symptoms, please discontinue wearing or using the product. Continuous usage after symptoms subside might cause symptom reappearance. If the condition persists, please consult your doctor.
- This product contains electronic equipment, improper usage might result in injury.
- To avoid exceeding the weight-bearing limit of this product, do not put this product inside bags directly or expose to any other heavy objects.
- This product has relatively low liquid ingress grade, avoid direct contact with liquid.
- Keep this product clean and dry regularly.
- Do not open the product outer case or disassemble it.
- Stop using the product immediately if any cracks were found.
- Substances contained in this product and its battery might jeopardize the environment or cause injury, please handle and dispose of properly.
- Do not exert force, shake, or place this product in an environment with excessive dust, or fluctuating temperature and humidity.
- Protect this product from vigorous shock or vibration.
- Do not place this product in any dishwashers, washing machines or dryers.
- Do not place this product under extreme temperature.
- Do not place this product under long and direct sunlight exposure.
- Do not wipe this product with corrosive detergent.
- Do not allow this product to get contact with solvents, including, but not limited to alcohol, benzene or thinner, nor use damp cloth or solvents to clean this product. When the outer case of this product has cracked, it may induce short circuit, failure or fire.
- Do not disassemble this product, it may cause injury or intoxication.
- Do not place this product in fire or heat up this product, nor place inflammable objects, including, but not limited to candles, near this product, otherwise, it may cause fire or (battery) explosion.
- Do not use this product when it is wet.
- Immediately stop wearing this product if you feel unusual heat emitted from this product.

- If there is any known condition that might affect normal use of this product, please consult your doctor in advance.
- Do not wear this product when handling hazardous tasks, it may cause accident or injury.
- Do not use this product in unsettling locations, including, but not limited to stairs and slope.
- Moreover, do not use this product in crowded or dim places, it may cause accident or injury.
- Please stay alert to the surroundings if using this product while walking, this may cause accident or injury.
- Please be aware of the surroundings when using this product in compact area.
- Continuous or prolonged wearing of this product may affect vision.
- Vision of children (especially pre-school children) is still under development, they should not use this product.
- Do not allow children or animals to chew or swallow the equipment.
- Do not use this product if lights will cause you allergy or nausea, otherwise, the symptoms may exacerbate.
- Person who has chronic eye disease should not use this product, otherwise, symptoms, including, but not limited to strabismus, amblyopia or anisometropia, may exacerbate.
- Take regular break when using this product. Prolonged viewing image may cause eye fatigue or discomfort, stop using and take rest. Stop using immediately if fatigue or discomfort persists after resting.
- If problem or fatigue occurs, stop using this product immediately. Continue using this product may cause injury or induce nausea.
- If this product is to be taken to regions with prohibit the use of electromagnetic wave, including, but not limited to planes, hospitals, this product should be turned off or having Bluetooth or wireless LAN functions disabled, according to the regional instructions. Do not use Bluetooth or wireless LAN functions near automatic control equipment, such as automatic doors or fire alarms. Disable the automatic power-on function before turning off this product. Electromagnetic wave may cause electromagnetic interference or failure to the medical equipment.
- Do not take this product into operating room, intensive care unit (ICU) or coronary care unit (CCU).
- Turn this product off in ward, or shut down the electromagnetic wave emission.
- Turn this product off or shut down the electromagnetic wave emitting equipment, these equipment is prohibited in special area.
- If you are implanted with a pacemaker or defibrillator, keep this product with your implanted device at least 22cm away when using, Make sure no one with a pacemaker is near before using this product, turn off this product if you are in a crowded place.
- Turn this product off or shut down the electromagnetic wave emission on planes.
- Eliminate static electricity from your body before using this product. To avoid electrostatic disturbance, make use of small metal piece (e.g. keys), cotton wipe, or

other applicable objects, to touch the doors, door handles, faucets, etc., to eliminate static electricity, and then touching any of these objects with your bare hands.

- The production and manufacture of this product is subject to the national specification of sales territory. If you use this product outside the country of sales, please contact our Customer Service Department: cs@madgaze.com .
- To use this product for application in high degree of functional reliability/safety and precision, for example, transport-related equipment such as aviation, railways, shipping, vehicle, disaster prevention equipment, safety equipment, you should consider including failure insurance and redundancy into your application to maintain safety and reliability of the whole system, before using this product.
- This product is not designed for application that requires extremely high reliability.safety, such as aviation equipment, main communication equipment, nuclear power control or medical equipment directly related to medical use. USer should access and judge for whether this product is suitable for application.
- Any unauthorised operating system updates may pose risk to your information.
- Do not duplicate the content in this guide for any use unless permitted by our company.
- The version number of this manual is MANUAL.GLOW.v2020.1 Final copy is based on the latest version on our website. Please read <http://www.madgaze.com/support> .
- Our company has the right to final interpretation of this manual.